

# How To Protect Your Cat From Fleas And Ticks

HEALTH & PROTECTION

30 Apr, 2020 5 MIN READ



Your cat is a valued and loved member of the family, and it is normal to be worried about its wellbeing and concerned about parasites. Fleas and ticks can be annoying, and even dangerous, pests but with the right plan in place you can protect your cat from these invaders.

There's no doubt that a year-round, long-term control plan, which acts fast to combat parasites is the optimal choice for you and your cat. It is also important to be aware of the signs of a flea or tick infestation, allowing you to put a stop to the problem as swiftly as possible, and ensuring both your cat and your home are flea and tick free.

## FLEAS ON CATS

No type of flea has conquered the world of the cat and the dog quite so much as the cat flea – it is the most abundant of its kind, found across the globe. Fleas can latch on to both animals and humans, hitching a ride and finding their way into your home, and potentially onto your cat. Even indoor cats can be affected, as the fact that fleas can travel into your home on other animals, you and your family, or visitors, means that no cat is completely risk-free.

## FLEAS ON CATS

No type of flea has conquered the world of the cat and the dog quite so much as the cat flea – it is the most abundant of its kind, found across the globe. Fleas can latch on to both animals and humans, hitching a ride and finding their way into your home, and potentially onto your cat. Even indoor cats can be affected, as the fact that fleas can travel into your home on other animals, you and your family, or visitors, means that no cat is completely risk-free.

Fleas are most active in their preferred warm, slightly humid weather, but modern homes and their central heating mean fleas are catered to year-round in most countries. Fleas like to burrow down into the warmth of your cat's fur, especially in the underside of your cat, where they are both warm and protected.

Even though fleas are small, usually measuring between 1.5-3 mm (0.06-0.11 inches) in size, they can be seen with the naked eye. Don't wait until you spot fleas on your cat – take control with an effective, long-term plan.



## SIGNS OF FLEAS ON CATS

Aside from actually seeing fleas on your cat, the following behaviour may indicate that fleas have become a problem.

- Frequent or excessive grooming
- Broken or coarse hair especially on the rump
- Restlessness
- Small bumps or crusty areas of skin, particularly on the neck or along your cat's back
- Frantic scratching around the face or head shaking
- Hair loss
- Flea 'dirt', which appears as tiny black specks on your cat's fur or in your home

Some cats are allergic or more sensitive to flea bites. Watch for your cat scratching for prolonged periods, and if it keeps up the repeated extensive grooming and scratching over several days, it could be caused by fleas.

## CHECKING FOR FLEAS

If you believe that your cat has fleas, confirm your suspicions are right. Look in the areas where fleas are more likely to appear – the skin at the base of your cat's tail, underneath the legs, and in the soft, warm belly fur.

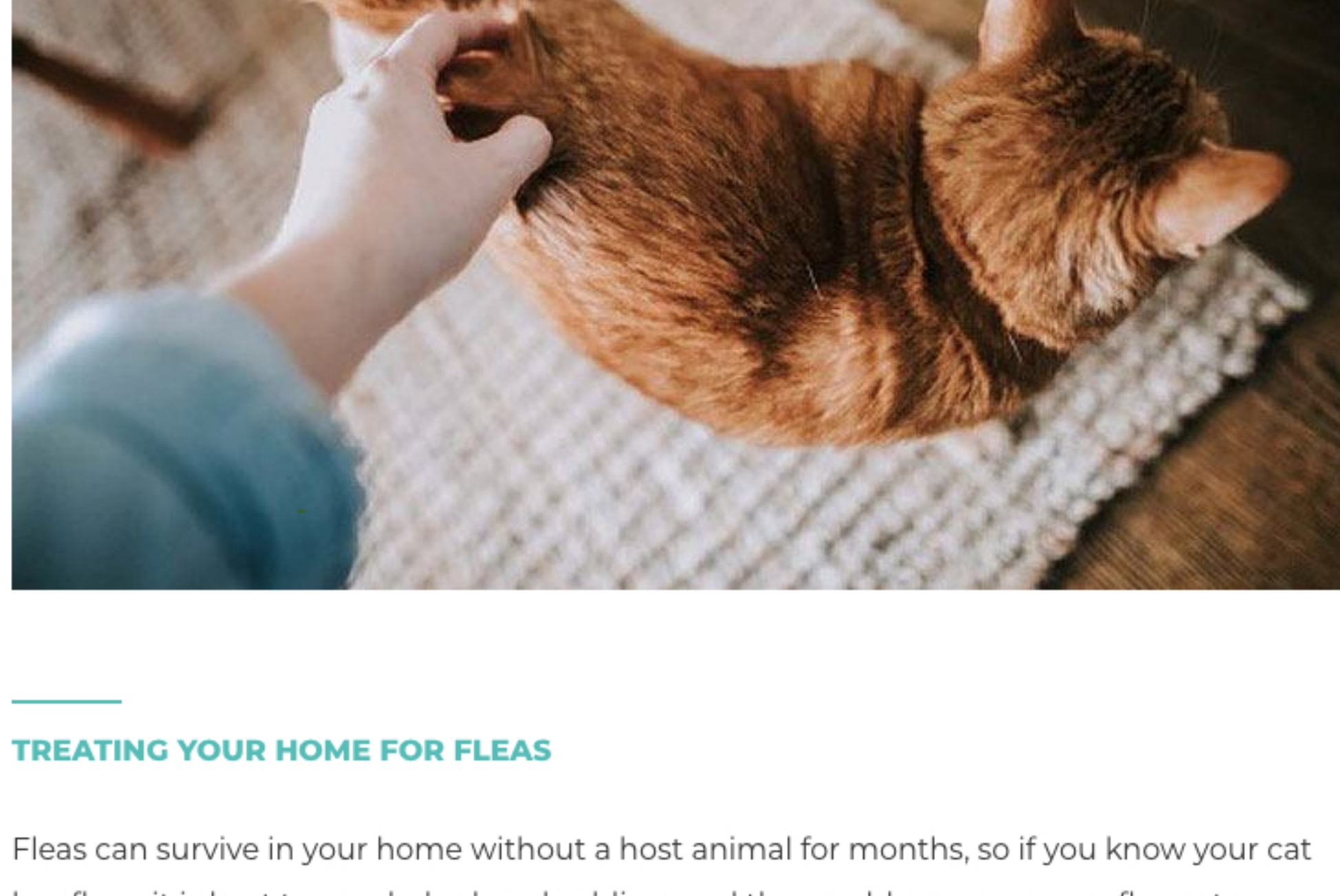
One handy tool for cat owners is a flea comb as it can help you to identify and remove fleas safely from your cat. Not only can it pick up fleas but also flea dirt, which is another indicator that your cat has fleas.

When checking your cat, if you see small dark insects running through its fur, or small black specs of dust (flea dirt), it is time to treat for fleas, and make sure your home is flea-free, too.

## TREATING YOUR CAT FOR FLEAS

If you suspect that your cat has fleas or have found fleas or flea dirt on your pet, pay a visit to your vet. Your vet can advise you on the best treatment plan and how to get rid of fleas in your home. Effective and fast products for flea control are available, providing your pet with long-term treatment and protection.

Consult your vet and follow their advice to make sure your kitty and your home are flea-free as quickly as possible.



## TREATING YOUR HOME FOR FLEAS

Fleas can survive in your home without a host animal for months, so if you know your cat has fleas, it is best to regularly clean bedding, and thoroughly vacuum your floors, to minimize the chances of fleas sticking around in your home.


However, don't wait for your cat to show signs of fleas before you take action. The best kind of treatment when it comes to fleas and other parasites is a solid prevention plan.

The best kind of treatment when it comes to fleas and other parasites is a solid prevention plan.


## TICKS ON CATS

Ticks are common in wooded areas, but they can also be found in gardens and hitch a ride into your home on your cat's fur. They climb onto your cat's coat as it brushes past bushes outdoors, and they can also be brought into your home on clothing or by other animals, such as dogs.

Ticks should be dealt with swiftly and effectively, because they can transmit dangerous diseases. Cats can become sick from tick-transmitted diseases. Depending on where you live, these diseases can be fatal for cats, so it is vital that you provide your cat with an effective tick control plan, helping protect them from tick-borne diseases.



**Is your pet at risk?**  
Let Bravecto help you



DISCOVER HOW

## SPOTTING TICKS ON YOUR CAT

Adult ticks, in general, are big enough to easily spot on cats. Ticks look rather like small spiders, with an oval-shaped body, which grows in size as the tick feeds on blood.

When your cat comes in for dinner, run your hands over its coat and over its body to check for any lumps and bumps. Ticks may feel like small bumps on your cat's skin. You can also check for ticks by regularly grooming your cat. If you do find a tick, you can remove it at home, but if you don't feel confident, take your cat to the vet for the tick to be removed.

## REMOVING TICKS FROM YOUR CAT

To remove a tick, you will need tweezers or a tick removal tool, and latex or rubber gloves.

Ticks are commonly on the head where the hair is thin around the eyes and ears. Try and get someone to help you hold your cat if necessary, as cats can be wrigglers and difficult to hold still. This, combined with the fact that ticks can be quite tricky to find in the mass of your cat's fur, mean it is often easier to take your cat to the vet for the tick to be removed.


However, if you do manage to locate the tick and are confident that you can remove it at home, put on your gloves for your own protection and to keep your hands clean. Find where the tick is clinging on to your cat, and grab the tick as close to your cat's skin as possible, without nipping your cat. In order to remove the tick, slowly but firmly twist the tick up and out of the skin.

Place the tick in a jar or a solution containing alcohol.

Gently clean your cat's skin in the area of the bite with a cotton ball or swab.

Keep a close eye on the area where you removed the tick from, and if it still looks red and irritated a few days after removal, take your cat to the vet to check the area.

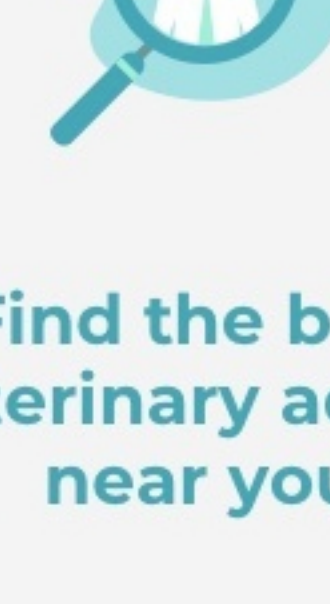
If you are unsure of what to do or don't feel confident in tick removal, then take your cat to the vet so they can safely deal with your cat's tick problem.



## CONTROLLING FLEAS AND TICKS IN CATS

In your home, you can prevent fleas and ticks from becoming a problem simply by using continuous, year-round prevention. Ask your vet about the benefits of your pet, and whether the treatment provides long-lasting water-proof coverage for your pet, so you don't have to keep applying it every few days.

Using a product which is effective and long-lasting is the most convenient option, providing your cat with the constant protection they need, and ensuring that your home is a parasite-free zone.



Find the best veterinary advice near you

FIND A VET

RECOMMENDED

HEALTH & PROTECTION
2 DEC, 2019

Vaccines 101: What Dog Vaccinations

FIND A VET

RECOMMENDED

HEALTH & PROTECTION
2 DEC, 2019

Vaccines 101: What Dog Vaccinations Really Do For Your Dog (And You)

Share Tweet Email Your cat is a valued and loved member of the family, and it is normal to be worried about its wellbeing and concerned about parasites. Fleas and ticks can be annoying, and even dangerous, pests but with the right plan in place you can protect your cat from these invaders. There's no...

5 MIN READ
READ MORE >>

RECOMMENDED

CARE & NUTRITION
15 MAY, 2019

The Best Homemade Dogs Treats

You might not think that your pooch can love you even more...

5 MIN READ
READ MORE >>


RECOMMENDED

HEALTH & PROTECTION
10 MAY, 2019

How to protect your dog from fleas and ticks

Fleas, ticks and parasites are the last thing you want on your dog.

5 MIN READ
READ MORE >>



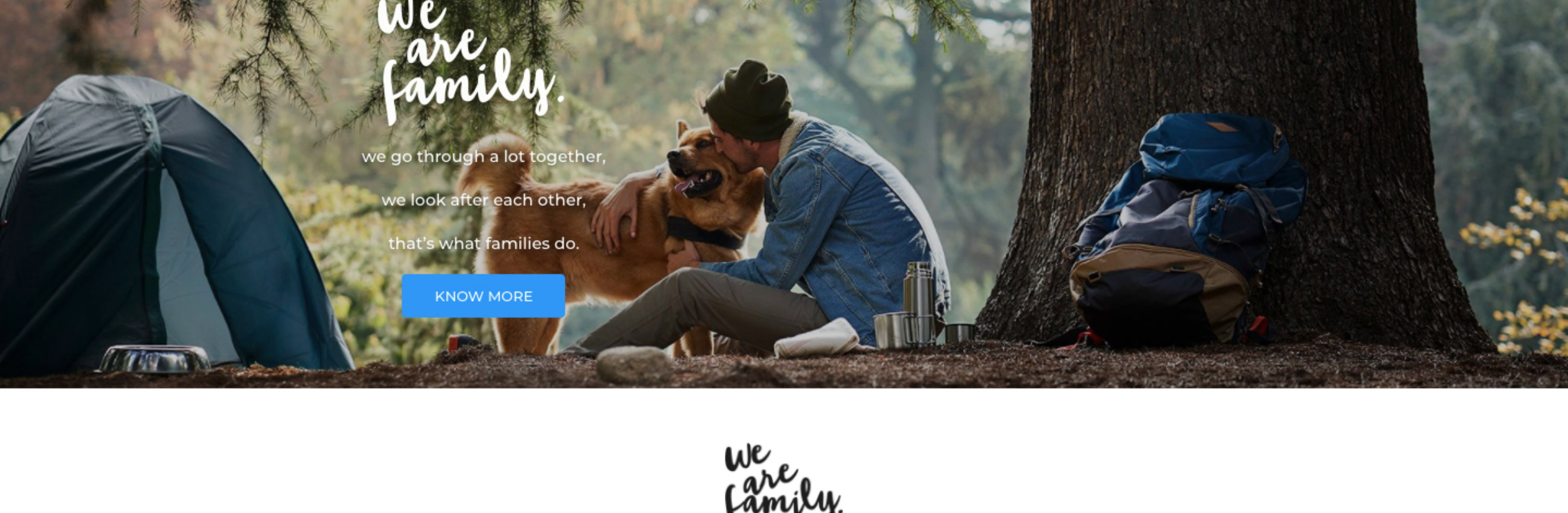
Join the family!

Stay tuned! Sign up and receive the latest news and updates.

SUBSCRIBE NOW

POPULAR PAGES

- How to know if there are fleas on cats?
- How to train a cat?



We are family.

we go through a lot together,  
we look after each other,  
that's what families do.

KNOW MORE

