

*Case tips*

**Bringing a**

# **New Cat**

**to your  
home**

**A practical guide  
for cat owners**




*We  
are  
family.*

# Content

---


## ONE

**Bringing a New Cat into  
your Home**



## TWO

**Creating a Cat-Friendly  
Home**



WELCOMING A NEW CAT | **The Practical Guide**



# **Bringing a New Cat into your Home**

You made the decision that you are ready for a pet, but not sure which one is right for you?

Here are 4 top reasons why a cat may be the "purr-fect" addition to your family.





## 1

## Let's start with first impressions they are cute!

With so many varieties to choose from - long or short hair, tabby or calico - there is a feline companion out there to satisfy all of your personal preferences and companion needs.

And if you are looking for a younger companion, kittens are the epitome of cute.

## 2

## They are low maintenance

Do you work long hours? Your cat is not going to need a walk after a long day at the office (but extra points for playing together at the end of your day!). Do you go on overnight trips? Your cat may be happy overnight with a clean litterbox and ample food and water.

Looking for a friend to snuggle on a rainy day? A cat is likely to be your perfect companion!




## 3

## They are small home & rental property friendly

If you are short on space then a cat might be your best option.

Rentals are usually friendlier toward cats, possibly because there is less risk of noise disturbing neighbours.

Cats are happy in smaller spaces, and can be the perfect companion for apartments, townhouses or tiny homes.



## 4

## People have a long history with cats

We have lived with cats as companions for over 5,000 years. In some ancient cultures, cats were regarded as gods or goddesses and thought to bring good luck.

History has shown that cats make faithful companions and have been worshipped and pampered for centuries as the feline deities they are!





WELCOMING A NEW CAT | **The Practical Guide**



# **Creating a Cat-Friendly Home**

# So tiny... so precious... so good at getting into trouble!

Here is some advice on protecting your surroundings and your new pet.

Cat-proofing a home is much like childproofing. Go room-to-room and make sure your new cat will not be able to play with anything harmful.

Start where you expect your kitten will spend the most time.



## The living room

Scan for breakables and either store delicate pieces away or firmly secure them so they will not topple.

Remember that moving things to a higher place will not keep them away from a cat!

Assess drapes and hanging textiles. Kittens love to climb and will practice using their claws on material. Also tie up cords on mini-blinds. These may seem harmless, but if your cat gets caught in the loop, they could be in trouble.

Make sure your houseplants are not poisonous to cats. Cats love to chew on plants, but some types of grass and plants can be toxic, even fatal to cats.


Do not leave loose string, thread, yarn, or ribbon out in your house. Frayed edges of carpets or furniture can quickly become a chew toy.

Cats love to chew on string, and swallowing the wrong piece can lead to a life-threatening blockage in their intestines.

# The kitchen


Curious and clever cats will open cabinets and drawers with surprisingly little effort.

Safely store away household chemicals and cleaners including bleach, ammonia and soap. Also, keep curious cats out of the room when you are cleaning. A lick of cleaning materials can be harmful. Childproof latches are a good idea to limit access to cabinets.



Check the floor for stray bottle caps and other small items that can be swallowed.

Keep the garbage in a safe place – perhaps under the sink, behind a latched door, or in a can with a secure lid.



Cats like to curl up in small spaces, so block off areas under the refrigerator, oven, washer, dryer and other appliances where your cat might crawl. The dryer and dishwasher are favorite hiding places, so keep those doors closed and always check inside before you turn them on.

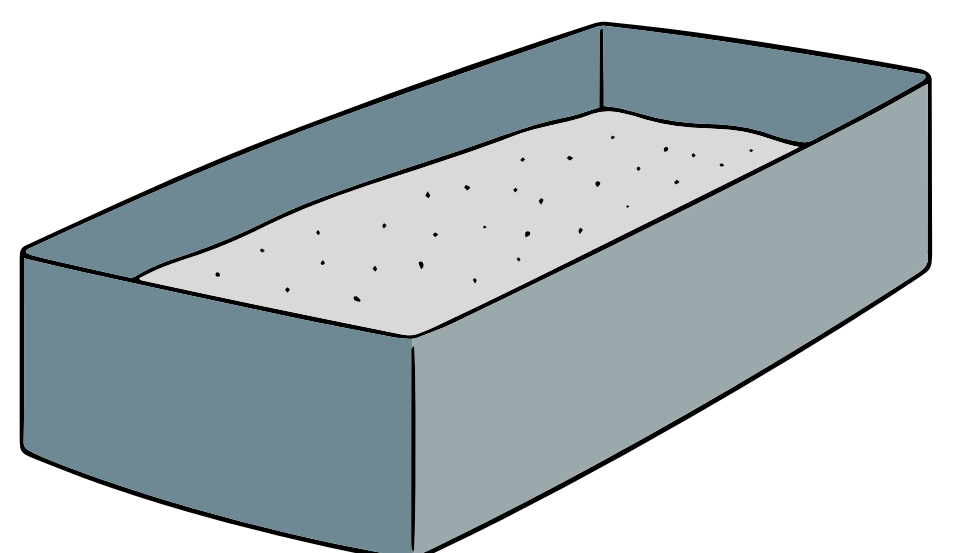


## Bathroom

The cat litter box is often in the bathroom. Keep the toilet lid down and install childproof latches on accessible cabinets.

Tightly close shampoo bottles, cosmetics, creams and medicines. Batting around an elastic hair band can be fun, but could lead to an internal obstruction if swallowed. Scan the room daily to remove any loose pins, hair ties, razors, dental floss, thread or jewellery. Medicines can also be tempting for your cat.

Keep your medication in a secure place, and do not leave pills out for your cat to swat around or chew.




## Bedroom & office

A teething kitten may chew on electrical cords and this can be fatal. Invest in cord covers to protect the wires, and make sure all wires are tucked away.

Check the office floor for paper clips, rubber bands, staples, pens, coins or other supplies that could be ingested. If it's small enough to fit in her mouth, it's a choking or obstruction hazard.

Cats love dark, warm spaces, so keep the bedroom drawers and cupboards closed. If you're concerned about your little one hiding under the bed, block the space – possibly with boxes.





## Last look

Before you take your new cat out of the carrier and allow free range, get down on all fours for a final inspection. Barricade tiny crawl spaces. Gather small, loose objects and put them away to make sure they do not become a toy.

After you have viewed your space from your cat's perspective and cleared away temptations, your home is ready to safely welcome your curious and cuddly new friend away from temptations.



# Be the best cat parent you can be

Cat owners are crazy about their pets — it's a fact! Ask any dedicated cat owner, and they'll tell you story after story about their favourite, furry, feline friends! We want to help you become the very best cat parent you can be.

The rewards are endless and come in delicate (purr, snuggle, meow...) and whimsical (pounce, nuzzle, swat...) packages.



# References

---

1. Hu Y, Hu S, Wang W, et al. Earliest evidence for commensal processes of cat domestication. PNAS. 2014;111:116-120.
2. Everding G. The Source. Cat domestication traced to Chinese farmers 5,300 years ago. [Accessed September 2018]. Available from: <https://source.wustl.edu/2013/12/cat-domestication-traced-to-chinese-farmers-5300-years-ago/>
3. Cat Museum San Francisco. Welcome to the Temple of Bastet. [Accessed September 2018]. Available from: [http:// www.catmuseumsf.org/egyptcats.html](http://www.catmuseumsf.org/egyptcats.html)
4. The Humane Society of the United States. Cat-proof your home with 12 easy tips. [Accessed September 2018]. Available from: [http://www.humanesociety.org/animals/cats/tips/cat\\_proofing\\_your\\_house.html](http://www.humanesociety.org/animals/cats/tips/cat_proofing_your_house.html)
5. Becker M. VetStreet.com. How to kitten-proof your home. [Accessed September 2018]. Available from: <http://www.vetstreet.com/dr-marty-becker/how-to-kitten-proof-your-home>
6. American Society for the Prevention of Cruelty to Animals (ASPCA). Poisonous plants. Pet Care, Animal Poison Control. [Accessed September 2018]. Available from: <https://www.aspca.org/pet-care/animal-poison-control/toxic-and-non-toxic-plants>

*We  
are  
family.  
weare-family.com*

